




# #HopeIsLikeAir



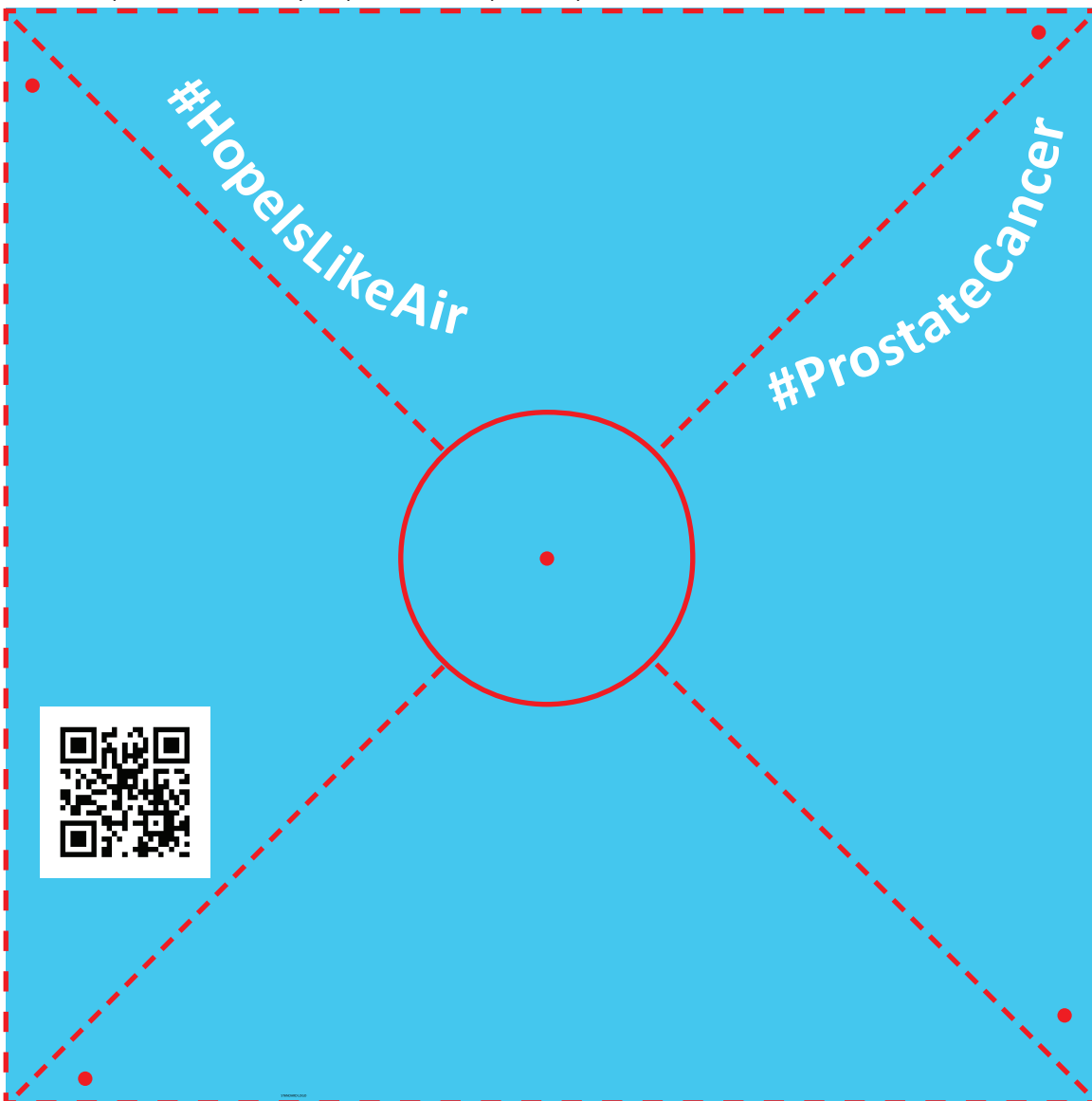
# Make Your Own Blue Prostate Cancer Awareness Pinwheel

## Spread Hope and Awareness of Prostate Cancer by Making and Displaying Your Own Pinwheel

You need:  , a  , and a 

Join our **Hope Is Like Air** campaign by displaying blue pinwheels to raise awareness of prostate cancer. Follow the instructions below to create your own. Show them off at home, in your office, or even ask a local business to display some. See if you can cover your community with these pinwheels and help bring awareness to the second most common form of cancer in men worldwide.

1. Print the pinwheel template on letter-size paper. Following the dashed lines, cut out the square. Then cut along the diagonal, dashed lines.
2. Use a pushpin to poke holes in the center of the pinwheel and in the 4 corners. Twist the pin to make the holes smooth. This will help the pinwheel spin.
3. Gently bend each corner with a hole (blue side facing up) to line up with the center hole (see diagram).
4. Stick the pushpin through each of the corner holes, through the center hole, and then into the top of a pencil eraser (see diagram).
5. With a puff of air, blow on your pinwheel and spread hope!



Cut on dashed lines.

